

July 26, 2024

**National Stock Exchange of India Ltd. (Symbol: INDUSINDBK)
BSE Ltd. (Scrip Code: 532187)
Luxembourg Stock Exchange**

Madam / Dear Sir,

Sub.: Investor Presentation on the Unaudited Standalone and Consolidated Financial Results for the quarter ended June 30, 2024

Ref.: Disclosure under Regulation 30 and 46 of the SEBI (Listing Obligations and Disclosure Requirements) Regulations, 2015

Please find enclosed herewith the Investor Presentation on the Unaudited Standalone and Consolidated Financial Results for the quarter ended June 30, 2024.

This is also being hosted on the Bank's website at www.indusind.com .

This is for your information and records.

Thanking you,


Yours faithfully,

For IndusInd Bank Ltd.

**Anand Kumar Das
Company Secretary**

Encl: a/a





Investor Presentation

Q1-FY25 | JUNE 2024

July 26, 2024

IndusInd Bank at a Glance



5th Largest Private Bank
with Disproportionately
Large Distribution Network

₹3,47,898 crs **₹ 3,98,513 crs**
Loans **Deposits**
Diversified Across Products and Geographies`

41 mn
Customers
Across Segments

7,026
Group Network
Pan India



Universal Banking Approach
with Diversified Loan &
Deposit Mix

55:45 Loan Mix
Retail VS Wholesale

37% CASA
Stable Low-cost Deposits

Innovative Digital Approach
Overall Digital Transaction Mix at 93%



Strong Domain Expertise
Long Vintage across Cycles

Vehicle Finance
26% of the Loan Book

Micro Finance
11% of the Loan Book

Gems & Jewellery
3% of the Loan Book



Robust Balance Sheet
with Strong Capital Adequacy
& Contingency Buffers

17.55% CRAR
Tier 1: 16.15% | Tier 2: 1.40%

122% Average LCR
Well above regulatory requirement

71% PCR
GNPA 2.02% | NNPA 0.60%



Strong Profitability
amongst highest in
the Industry

4.25% Net Interest Margin

**49.65% Cost to
Income**

**4.78% Operating Profit
Margin to Loans**



Key Financial Highlights for Q1 FY25

Balance Sheet	Loans	Deposits	CASA	Term Deposits	Total Assets
	₹3,47,898 crs 15% YoY 1% QoQ	₹3,98,513 crs 15% YoY 4% QoQ	₹1,46,134 crs 6% YoY - QoQ	₹2,52,379 crs 21% YoY 6% QoQ	₹5,30,165 crs 14% YoY 3% QoQ
Profit & Loss	Net Interest Income	Total Other Income	Revenue	Operating Profit	Net Profit
	₹5,408 crs 11% YoY 1% QoQ	₹2,441 crs 10% YoY (3)% QoQ	₹7,849 crs 11% YoY - QoQ	₹3,952 crs 3% YoY (3)% QoQ	₹ 2,171 crs 2% YoY (8)% QoQ
Key Ratios	Net Interest Margin	Return on Assets	Return on Equity	Cost to Income	Net NPA
	4.25% (4) bps YoY (1) bps QoQ	1.70% (20) bps YoY (20) bps QoQ	13.52% (172) bps YoY (171) bps QoQ	49.65% 379 bpsYoY 142 bps QoQ	0.60% 2 bps YoY 3 bps QoQ



Consolidated Balance Sheet

₹In crs	Q1FY25	Q1FY24	Y-o-Y (%)	Q4FY24	Q-o-Q (%)
Capital & Liabilities					
Capital	779	776	-	778	-
Reserves and Surplus	64,799	56,368	15%	62,429	4%
Deposits	3,98,513	3,47,047	15%	3,84,586	4%
Borrowings	44,169	45,623	(3)%	47,611	(7)%
Other Liabilities and Provisions	21,905	17,179	28%	19,690	11%
Total	5,30,165	4,66,993	14%	5,15,094	3%
Assets					
Cash and Balances with RBI	36,579	28,235	30%	18,561	97%
Balances with Banks	16,498	18,168	(9)%	18,347	(10)%
Investments	1,01,024	94,216	7%	106,486	(5)%
Advances	3,47,898	3,01,317	15%	3,43,298	1%
Fixed Assets	2,377	2,109	13%	2,324	2%
Other Assets	25,789	22,948	12%	26,078	(1)%
Total	5,30,165	4,66,993	14%	5,15,094	3%



Consolidated Profit and Loss Account – Q1 FY25

₹In Crore	Q1FY25	Q1FY24	Y-o-Y (%)	Q4FY24	Q-o-Q (%)
Net Interest Income	5,408	4,867	11%	5,376	1%
Other Income	2,441	2,210	10%	2,508	(3)%
Total Income	7,849	7,077	11%	7,884	-
Operating Expenses	3,897	3,246	20%	3,803	2%
Operating Profit	3,952	3,830	3%	4,081	(3)%
Provisions & Contingencies	1,050	991	6%	950	10%
Profit before Tax	2,902	2,840	2%	3,131	(7)%
Provision for Tax	731	715	2%	782	(7)%
Profit after Tax	2,171	2,124	2%	2,349	(8)%



Key Strengths of the Bank



Diversified
Loan Book with Domain
Expertise in Livelihood
Loans



Robust
Liability Franchise



Strong
Product Groups



Profitability
amongst the Highest
in Industry



Stable
Asset Quality
with Conservative
Provisioning



Healthy
Capital Adequacy



Disproportionately
Large Distribution
Network



Executing Digital
2.0 Strategy



ESG
– Core to the Business
Philosophy



Experienced
Board and
Management Team



Key Strengths of the Bank



Diversified
Loan Book with Domain
Expertise in Livelihood
Loans



Robust
Liability Franchise



Strong
Product Groups



Profitability
amongst the Highest
in Industry



Stable
Asset Quality
with Conservative
Provisioning



Healthy
Capital Adequacy



Disproportionately
Large Distribution
Network



Executing Digital
2.0 Strategy



ESG
– Core to the Business
Philosophy

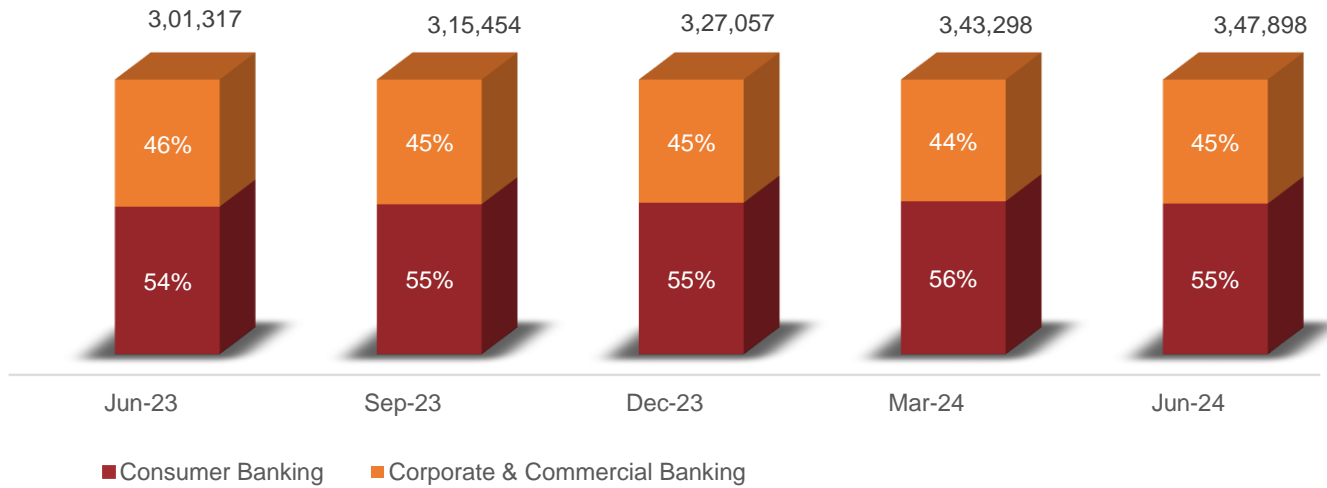


Experienced
Board and
Management Team

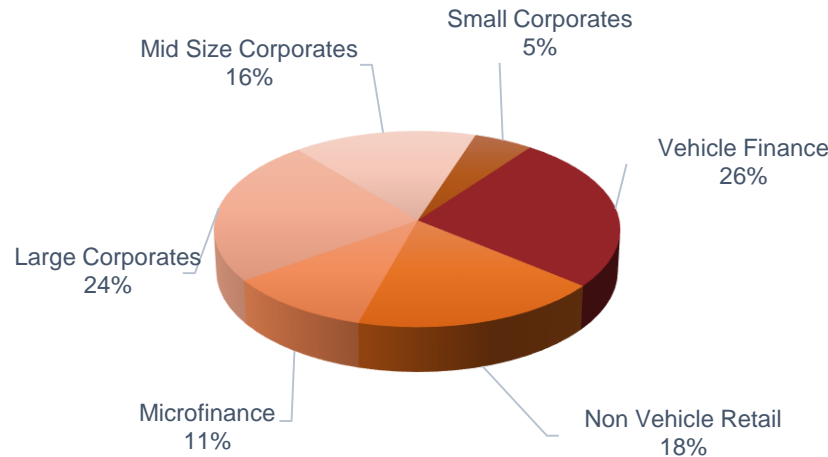


Well Diversified Loan Book across Consumer and Corporate Products

Loan Book Mix (₹crs)



Corporate Banking	June-24	%
Large Corporates	85,045	24%
Mid Corporates	54,232	16%
Small Corporates	17,996	5%
Total Advances	1,57,273	45%



(₹crs)

Consumer Banking	June-24	%
Vehicle Finance	89,818	26%
Commercial Vehicle	33,834	10%
PV	26,629	8%
Small CV	4,060	1%
Two-Wheeler	5,040	2%
Tractor	8,572	2%
Equipment Financing	11,683	3%
Non-Vehicle Finance	63,761	18%
Business Banking	16,683	5%
Loan Against Property	11,169	3%
Credit Card	10,786	3%
Personal Loans	8,162	2%
Merchant advances	5,304	2%
BL, AHL, Others	11,657	3%
Microfinance	37,046	11%
Total Advances	1,90,625	55%

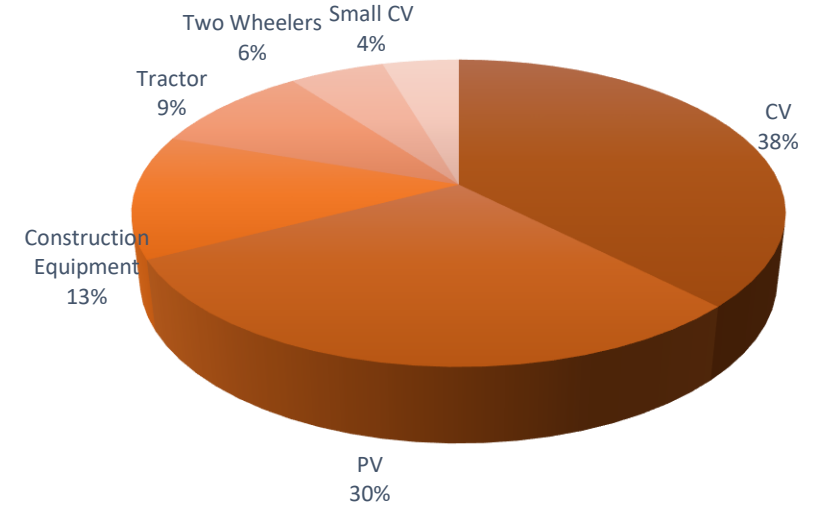


Vehicle Finance: Granular Portfolio Across Vehicle Categories

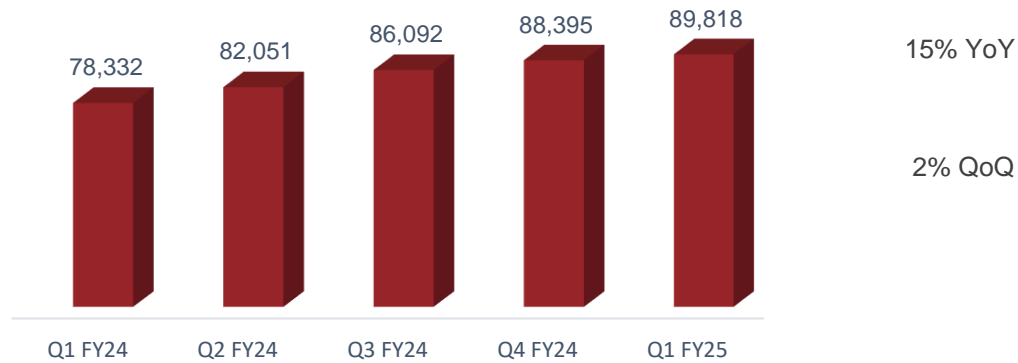
Overview of Vehicle Finance Division

35+ Years of Vintage Across Credit Cycles	Market Leader in Most Products Amongst Top 3	Focus on Business Owner Segment
Nimbleness of an NBFC With Dedicated Network	Nationwide Presence Diversified Across States	Strong Collateral Coverage Throughout the Loan Cycle

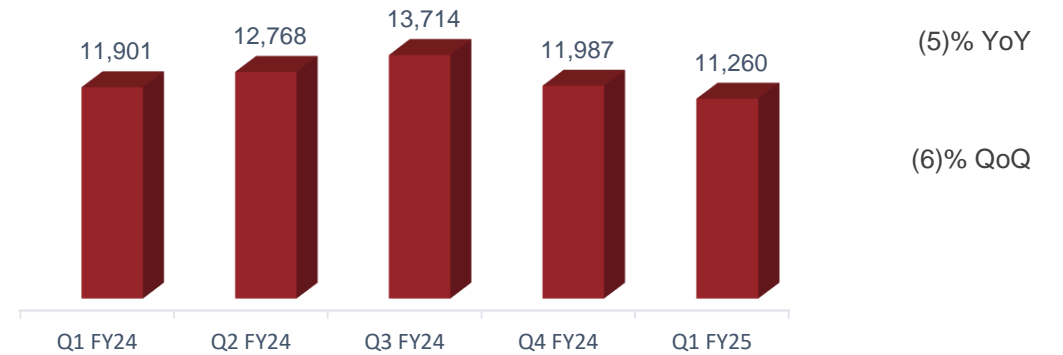
Diversified Vehicle Loan Book across Vehicle Categories (%)



Vehicle Finance Loan Book (₹crs)



Disbursements (₹crs)



Microfinance: Bridging the Financial Inclusion Gap



2nd Largest
Micro Finance
Lender



13 mn
BFIL Customers



1.60 Lacs Villages
covered across 21
States



Tech/Data driven
Risk Management
District/Branch
level Monitoring

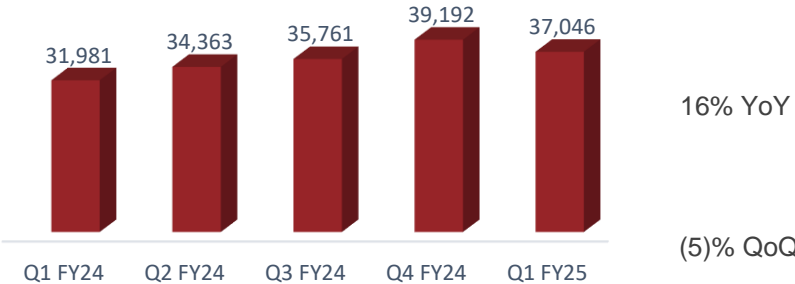


88K+ Active Bharat
Money Stores
Banking at doorstep
in remote areas

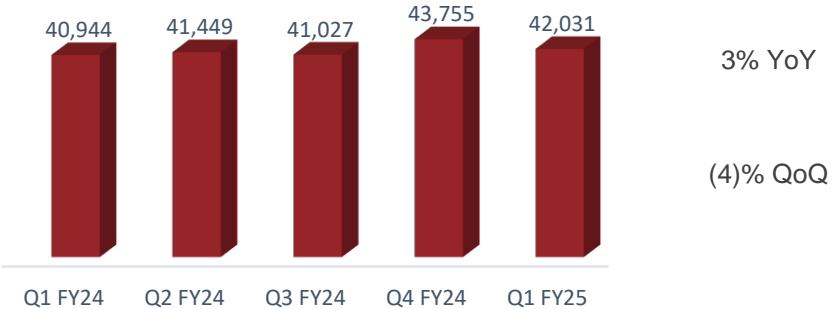


700K Merchants
(loan clients)
Addressing the
MSME banking
needs

Micro Finance Loan Book (₹crs)

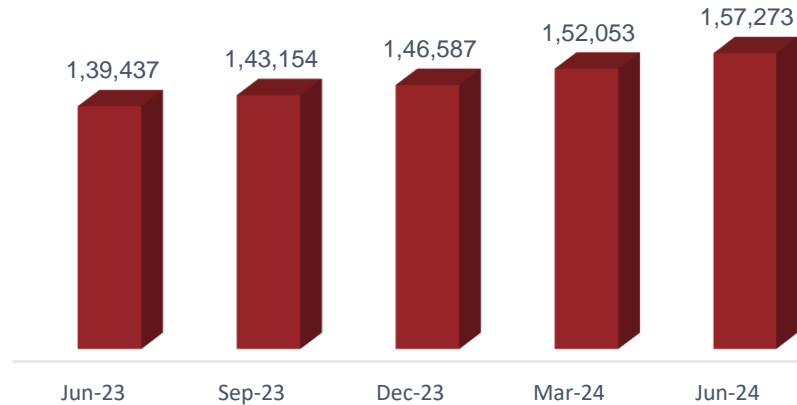


Average Loan Outstanding per Borrower (₹)



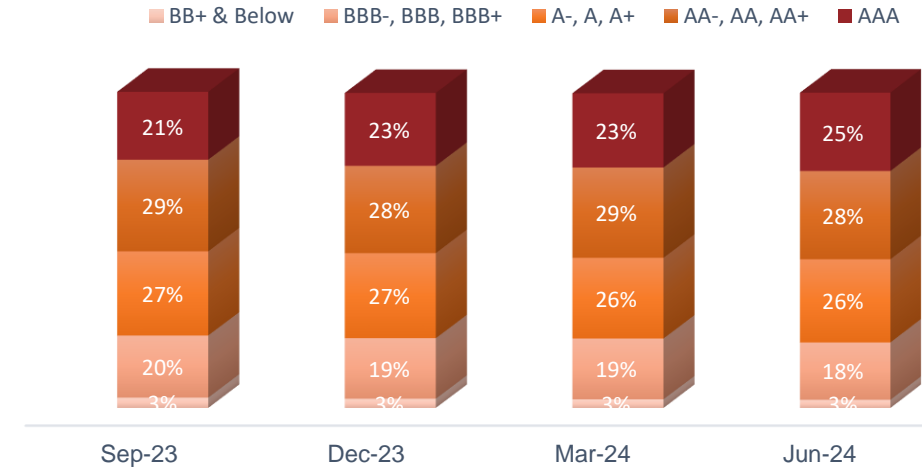
Corporate Portfolio – Focus on Granular, Higher Rated Customers

Corporate Loan Book (₹crs)



13% YoY
3% QoQ

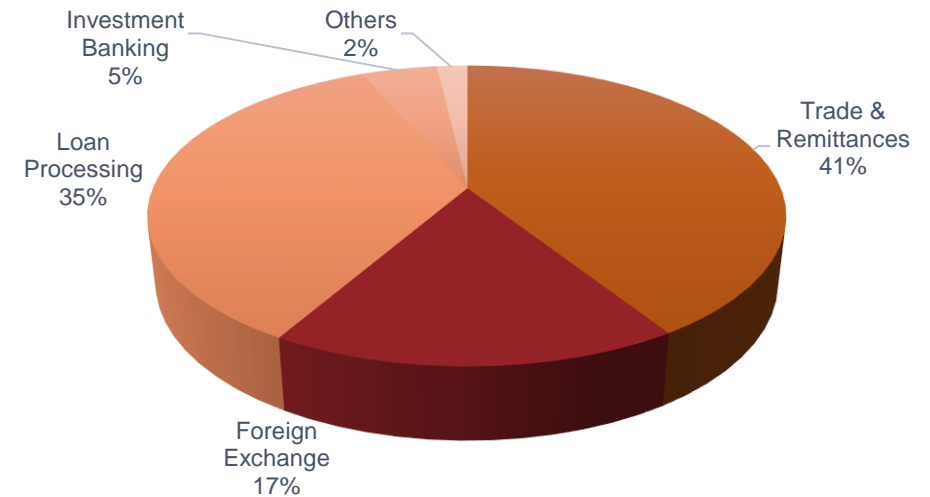
Improving Risk Profile *



Sector-wise Loan Mix (% of Total Loans)

Sector	Q1 FY25
NBFCs (other than HFCs)	6.03%
Real Estate - Commercial & Residential	3.37%
Gems and Jewellery	2.80%
Steel	1.85%
Power Generation – Non Renewable	1.70%
Food Beverages and Food processing	1.74%
Power Generation – Renewable	1.01%
Services	1.03%
Others	25.68%
Corporate Banking	45.21%
Consumer Banking	54.79%
Total	100.00%

Diversified Fee Mix Q1FY25

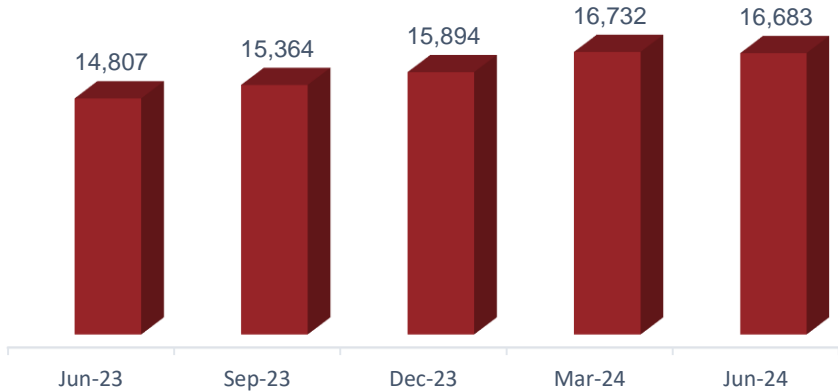


* Includes fund and non-fund based exposure to corporate clients

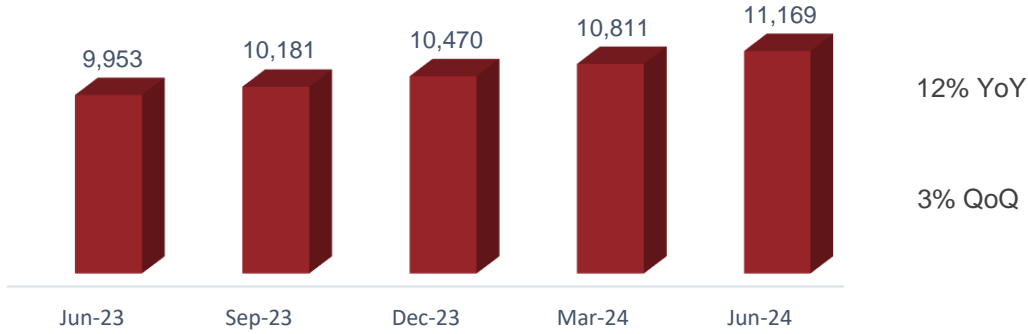


Non-Vehicle Retail Loans – Risk Calibrated Growth Strategy

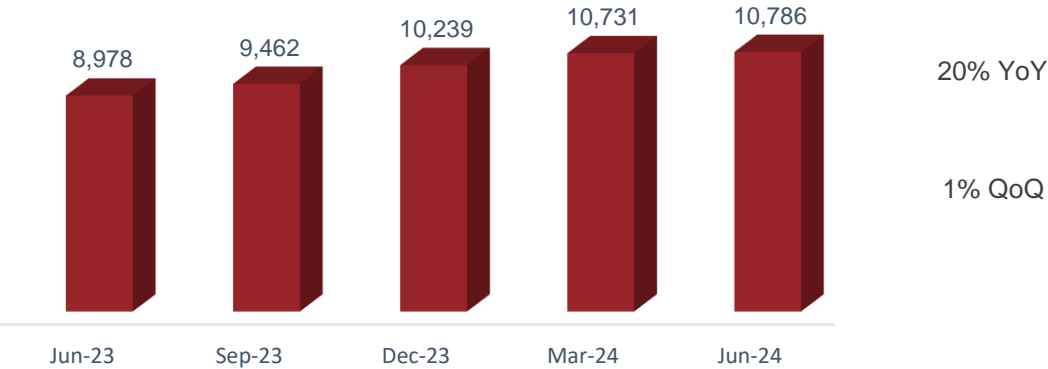
Business Banking (₹crs)



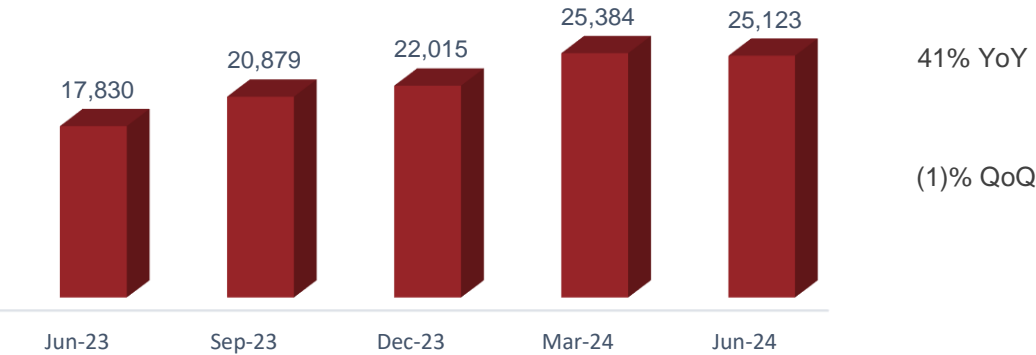
Loan Against Property (₹crs)



Credit Cards (₹crs)



Other Retail Loans



Key Strengths of the Bank



Diversified
Loan Book with Domain
Expertise in Livelihood
Loans



Robust
Liability Franchise



Strong
Product Groups



Profitability
amongst the Highest
in Industry



Stable
Asset Quality
with Conservative
Provisioning



Healthy
Capital Adequacy



Disproportionately
Large Distribution
Network



Executing Digital
2.0 Strategy



ESG
– Core to the Business
Philosophy

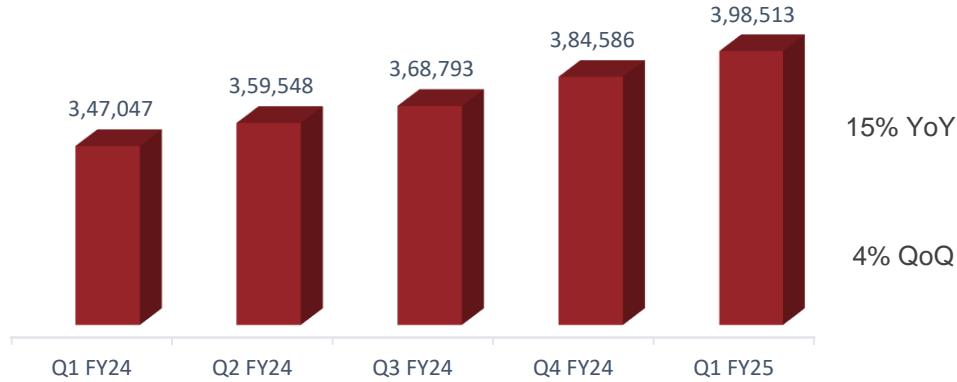


Experienced
Board and
Management Team

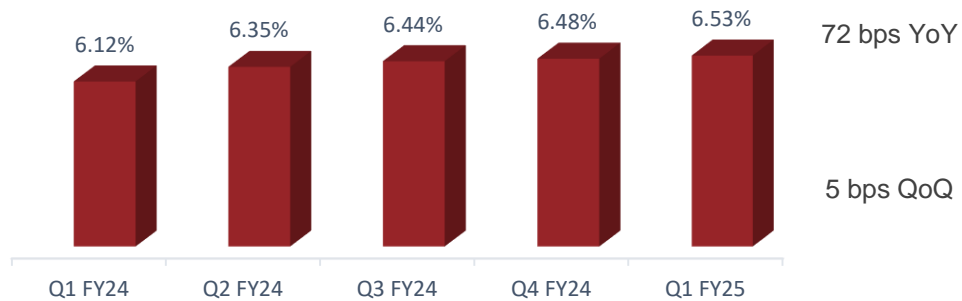


Deposit Growth Driven by Granular Retail Deposits; Building Stable Low-Cost Deposit Book

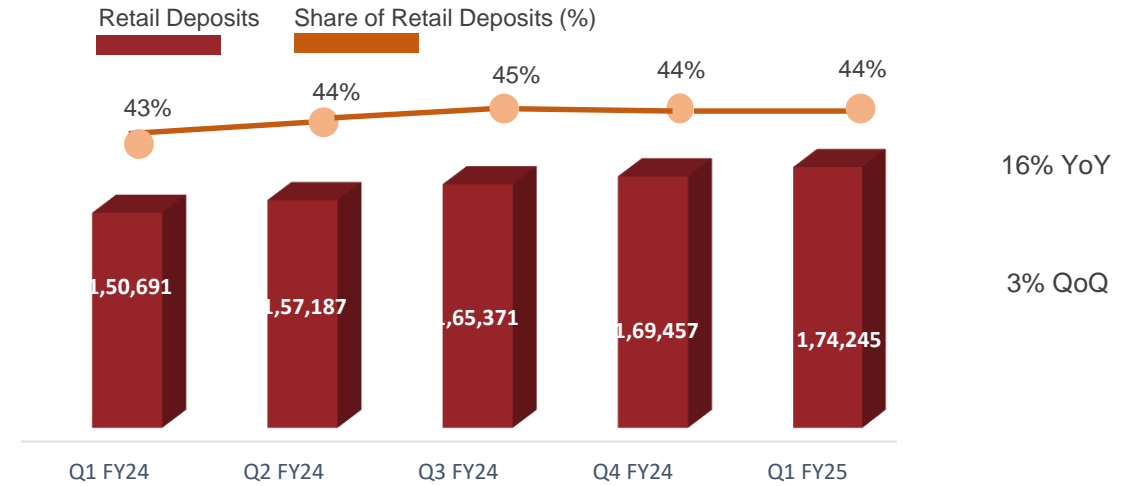
Deposits (₹crs)



Cost of Deposits (%)



Retail Deposits as per LCR (₹crs)*



Key Focus Areas

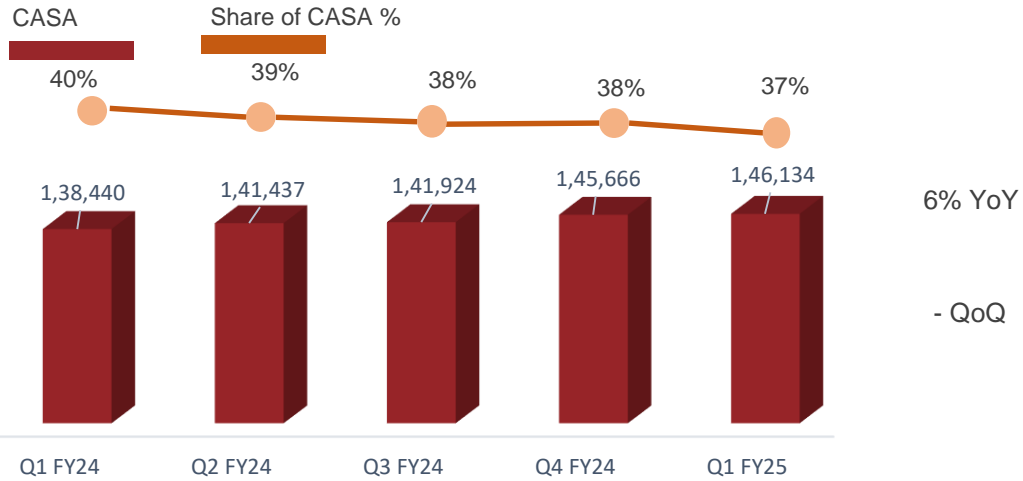
- Expanding branch network
- Focus on target market segments
 - Growth driven by retail customer acquisitions
 - Scaling up new businesses – Affluent and NRI
 - Leverage BFIL for rural customers
 - Building Merchant Acquiring Business
 - Digital Partnerships & Alliances
 - Exploring Community Banking Approach for select segments
- Innovative service propositions
- Executing Digital 2.0 with Individual and SME launches

* Retail deposits and deposits from small business customers as defined by LCR as at period end.

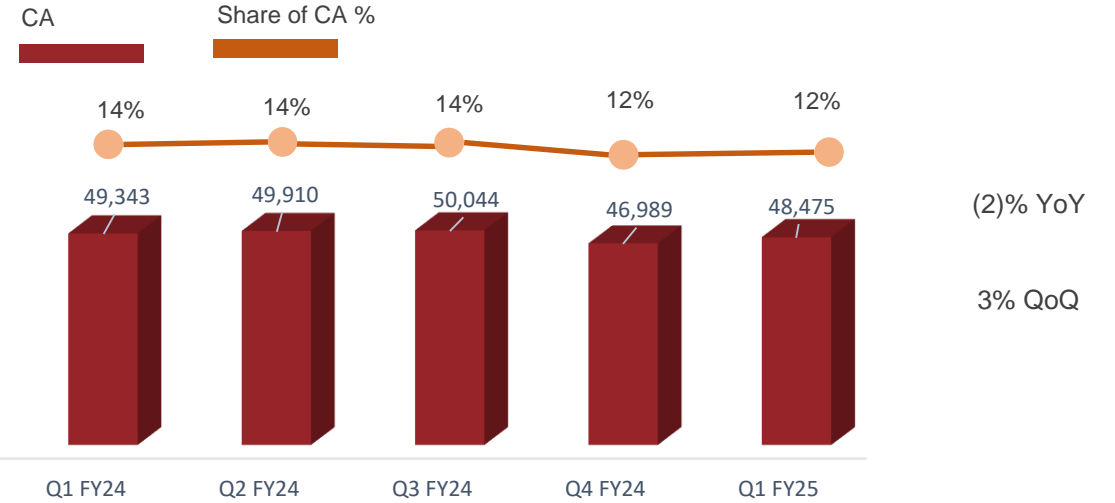


Healthy Share of CASA; Strong Liquidity Profile

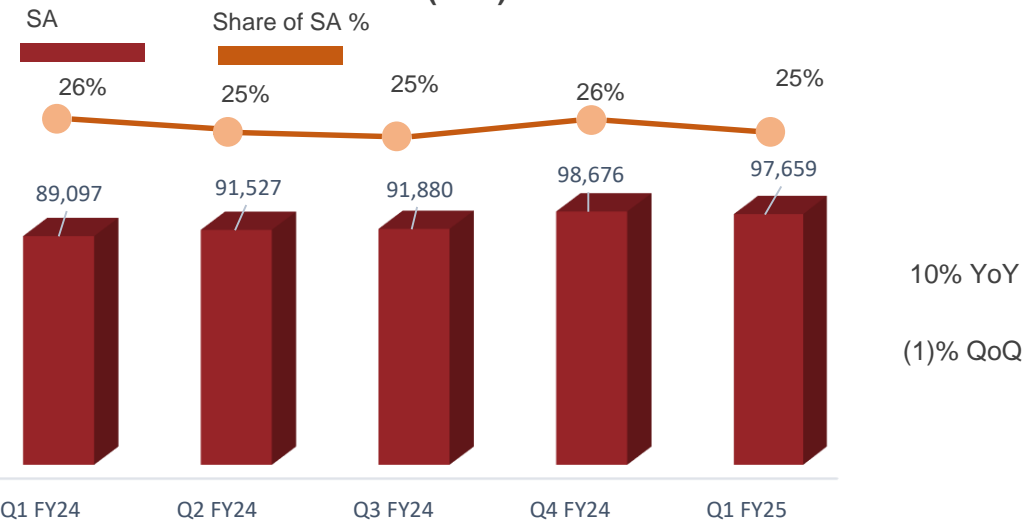
CASA (₹crs)



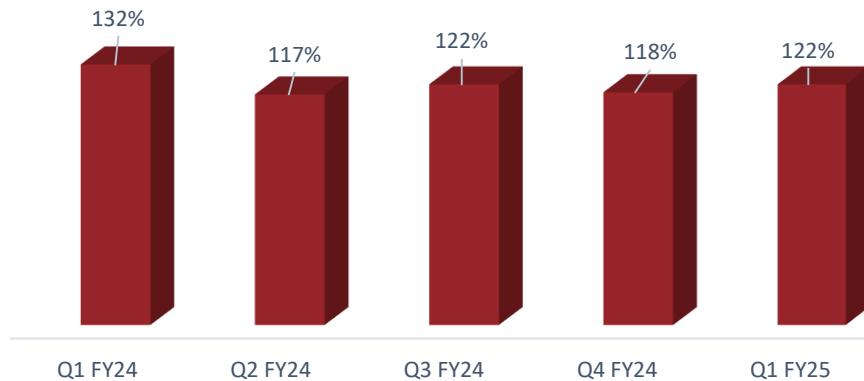
CA (₹crs)



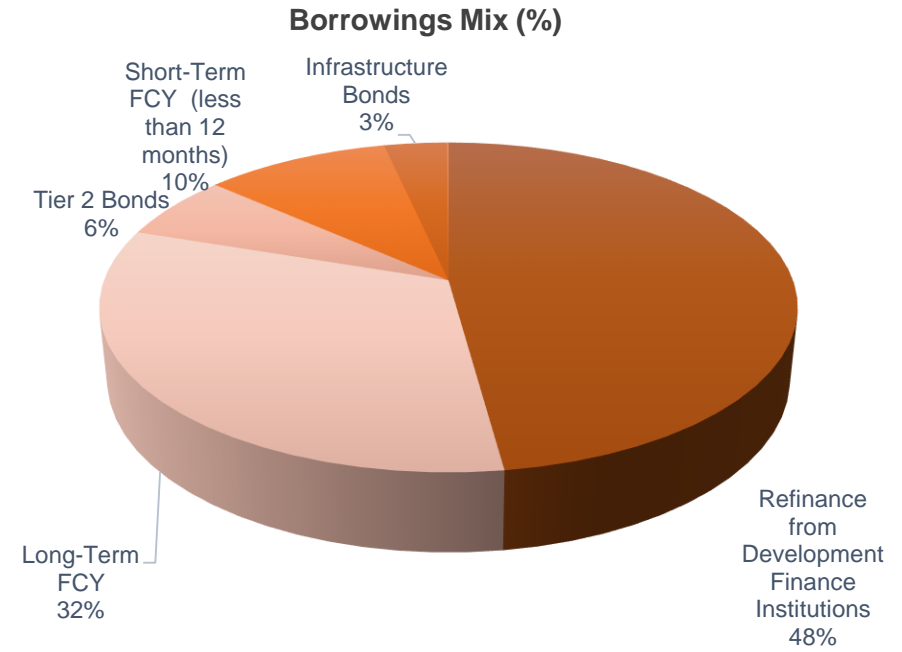
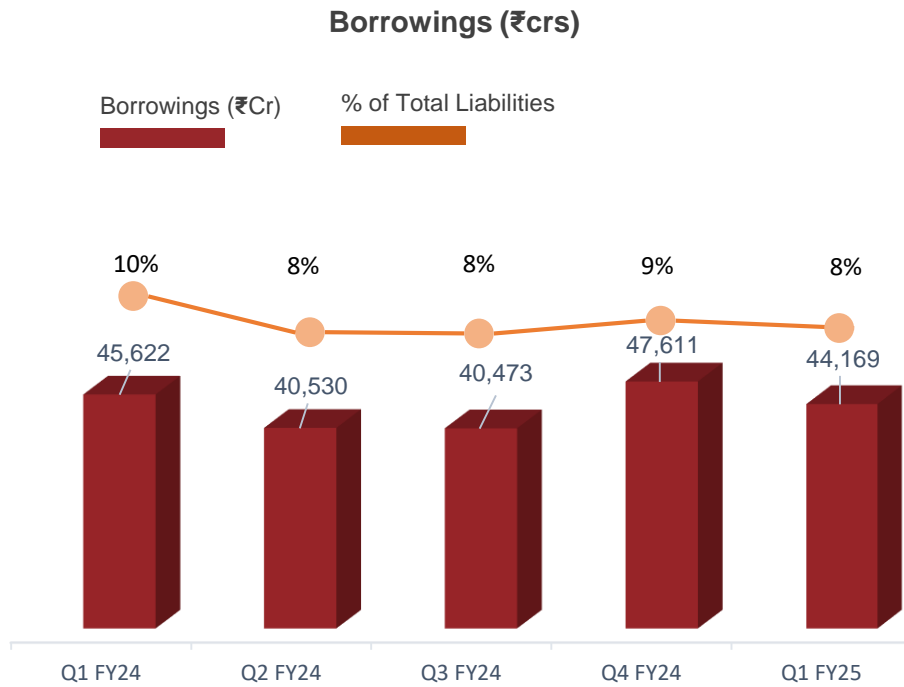
SA (₹crs)



Liquidity Coverage Ratio (%)



Borrowings Constituted by Long Term Sources



Key Strengths of the Bank



Diversified
Loan Book with Domain
Expertise in Livelihood
Loans



Robust
Liability Franchise



Strong
Product Groups



Profitability
amongst the Highest
in Industry



Stable
Asset Quality
with Conservative
Provisioning



Healthy
Capital Adequacy



Disproportionately
Large Distribution
Network



Executing Digital
2.0 Strategy



ESG
– Core to the Business
Philosophy



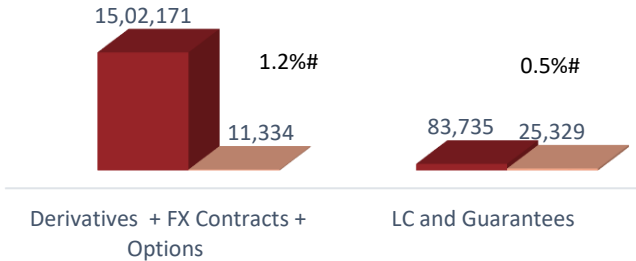
Experienced
Board and
Management Team



Strong Product Groups with Efficient Capital Deployment

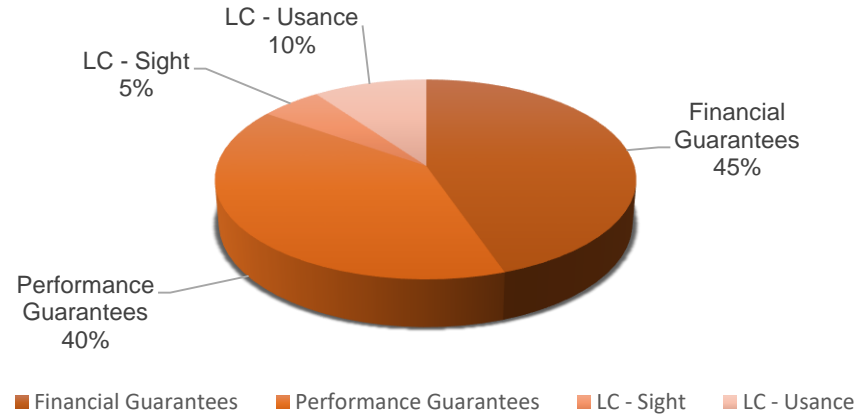
Low RWA Consumption (₹crs)

■ Notional Amount ■ Risk Weighted Assets

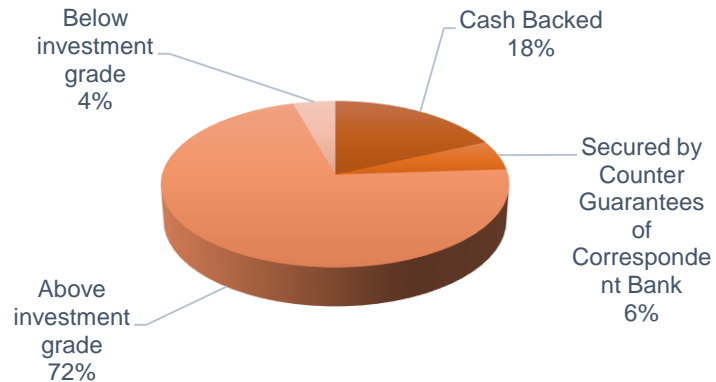


#CRAR consumption

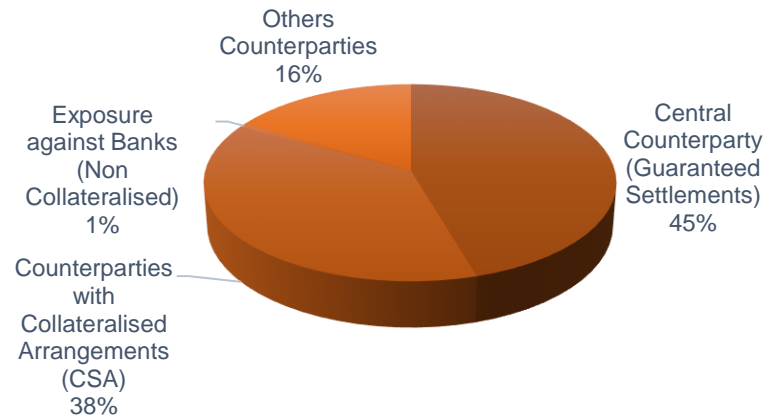
LC-BG Mix



LC-BG Rating Profile



FX-Derivatives Exposure Type



- One of the largest treasuries in Indian banks with best-in-class risk management systems
- Robust framework for measurement of risks through Client Suitability Tests, VaR, PV01, Stop-loss limits, MTM of marketable portfolios, Exposure limits, etc.
- Exposures predominantly to public sector, cash backed transactions and strong sponsors



Key Strengths of the Bank



Diversified
Loan Book with Domain
Expertise in Livelihood
Loans



Robust
Liability Franchise



Strong
Product Groups



Profitability
amongst the Highest
in Industry



Stable
Asset Quality
with Conservative
Provisioning



Healthy
Capital Adequacy



Disproportionately
Large Distribution
Network



Executing Digital
2.0 Strategy



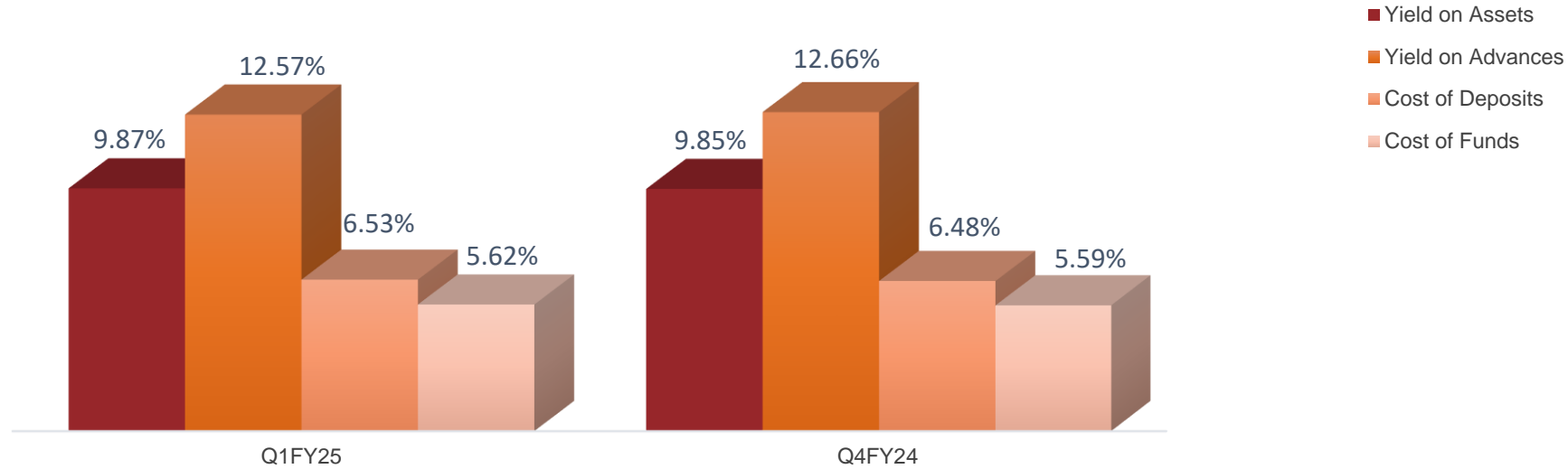
ESG
– Core to the Business
Philosophy



Experienced
Board and
Management Team



Yield / Cost Movement



Segment-wise Yield:

	Q1 FY25		Q4 FY24	
	Outstanding (₹crs)	Yield (%)	Outstanding (₹crs)	Yield (%)
Corporate Banking	1,57,273	8.96%	1,52,053	9.01%
Consumer Banking	1,90,625	15.35%	1,91,245	15.45%
Total	3,47,898	12.57%	3,43,298	12.66%


•Yield on Assets/Cost of funds are based on Total Assets/Liabilities



Diversified and Granular Fee and Other Income Streams

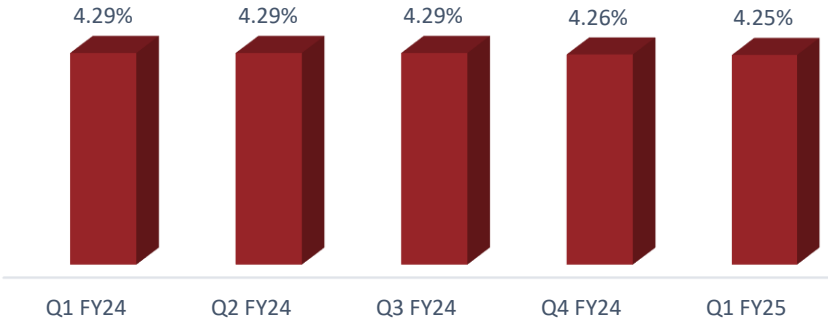
₹In crs	Q1FY25	Q1FY24	Y-o-Y(%)	Q4FY24	Q-o-Q(%)
Trade and Remittances	268	233	15%	239	13%
Foreign Exchange Income	205	262	(22)%	235	(13)%
Cards and Distribution Fees	659	637	3%	864	(24)%
General Banking Fees	600	382	57%	294	104%
Loan Processing Fees	596	588	2%	630	(5)%
Investment Banking	20	17	18%	31	(35)%
Total Core Fee Income	2,348	2,119	11%	2,293	2%
Securities/MM/FX Trading/Others	93	91	2%	215	(57)%
Total Other Income	2,441	2,210	10%	2,508	(3)%

Fee Income Mix

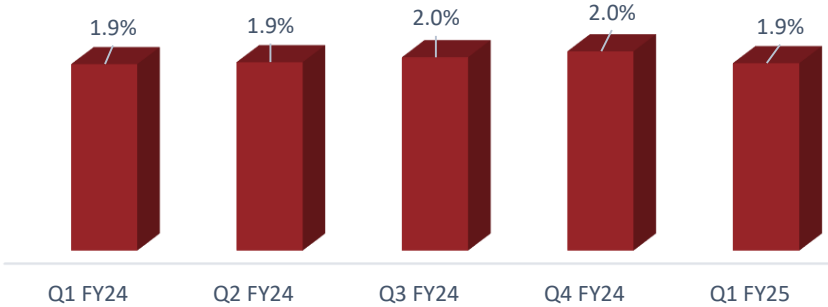


Operating Profit Margins Amongst the Highest in Industry

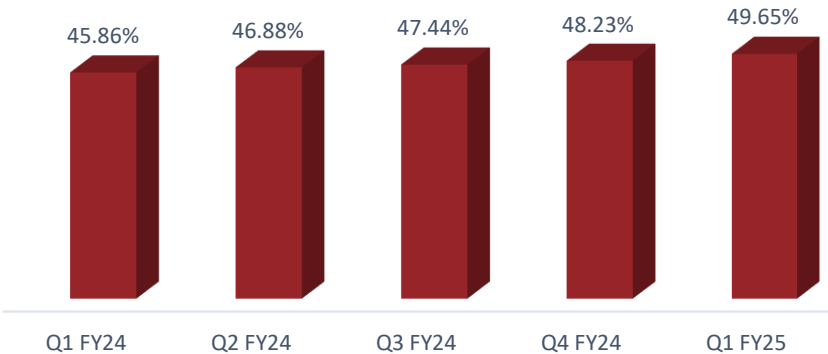
Net Interest Margin (%)



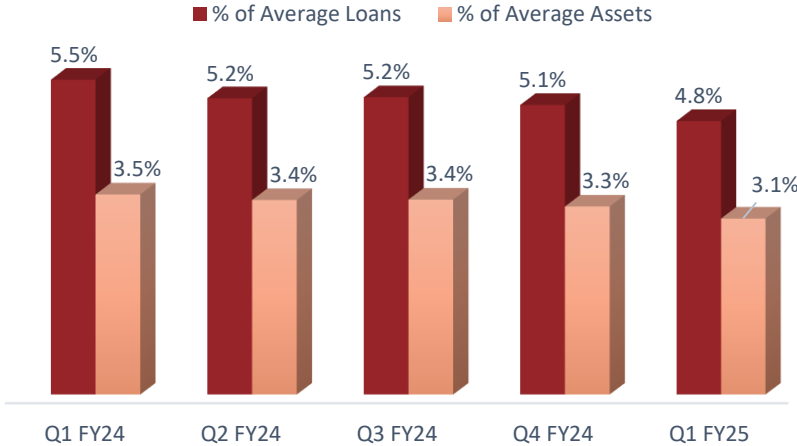
Total Fee to Asset Ratio (%)



Cost to Income Ratio (%)

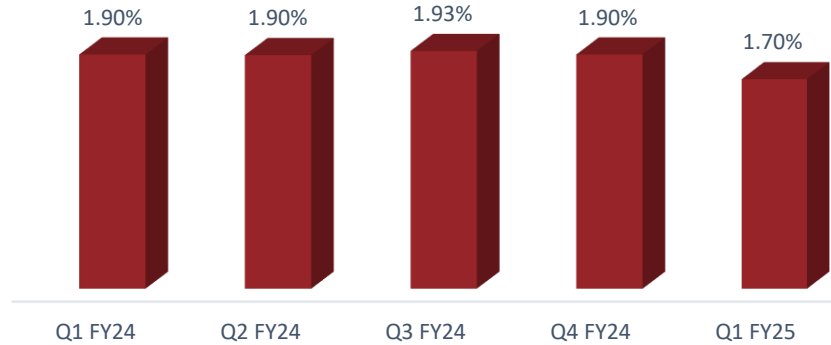


Operating Profit Margin (%)

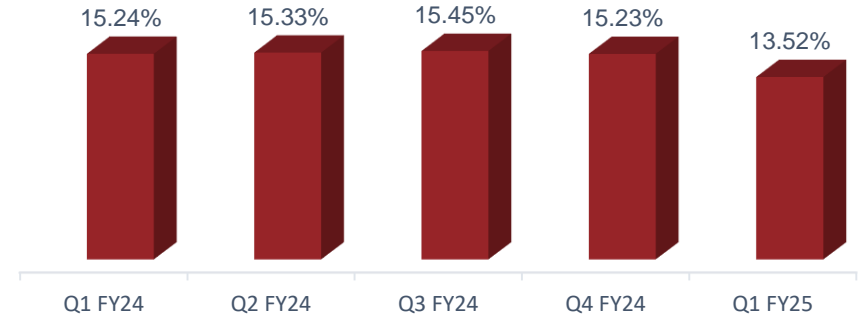


Key Financial Indicators

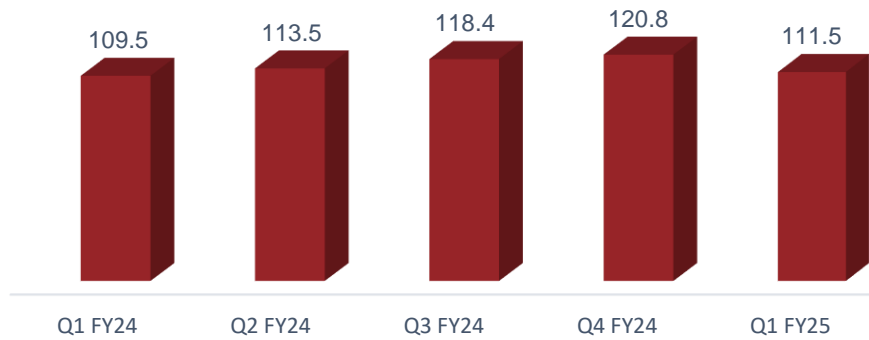
Return on Assets (%)



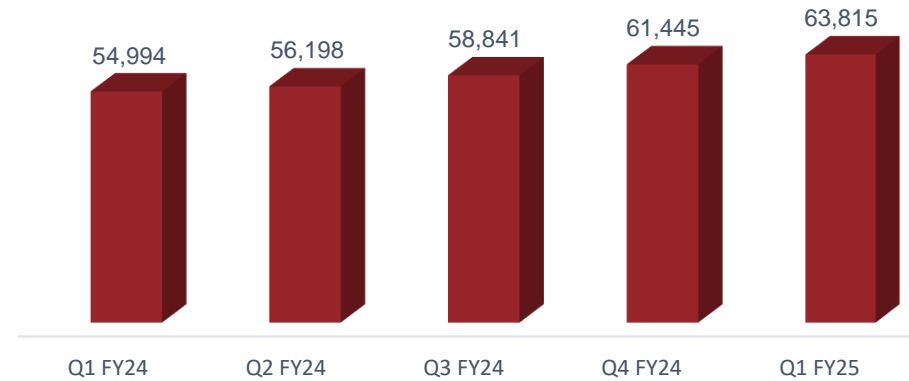
Return on Equity (%)



Earning Per Share – Annualized (₹)



Net Worth (₹ crs)



Key Strengths of the Bank



Diversified
Loan Book with Domain
Expertise in Livelihood
Loans



Robust
Liability Franchise



Strong
Product Groups



Profitability
amongst the Highest
in Industry



Stable
Asset Quality
with Conservative
Provisioning



Healthy
Capital Adequacy



Disproportionately
Large Distribution
Network



Executing Digital
2.0 Strategy



ESG
– Core to the Business
Philosophy



Experienced
Board and
Management Team



Movement in Non-Performing Assets

₹In crs	Q1FY25			Q4FY24		
	Corporate	Consumer	Total	Corporate	Consumer	Total
Opening Balance	2,314	4,379	6,693	2,218	4,159	6,377
Fresh Additions	48	1,488	1,536	162	1,266	1,428
Deductions	57	1,045	1,102	66	1,046	1,112
-Write-offs	9	605	614	29	473	502
-Upgrades	13	100	113	20	237	257
-Recoveries *	35	340	375	17	336	353
Gross NPA	2,305	4,822	7,127	2,314	4,379	6,693
Net NPA			2,095			1,968
% of Gross NPA			2.02%			1.92%
% of Net NPA			0.60%			0.57%
Provision Coverage Ratio (PCR)			71%			71%
Restructured Advances			0.34%			0.40%

*Q1 FY25 Sale to ARC is Rs. 200 crs (Q4 FY24 Sale to ARC is 182 crs)



NPA Composition – Consumer Banking

(₹crs)

Q1 FY25	CV	CE	Small CV	TW	PV	Tractor	BBG/LAP	Cards	MFI	Others	Total
Gross NPA	364	64	73	364	82	118	890	334	1,988	545	4,822
Gross NPA %	1.07%	0.54%	1.77%	7.05%	0.31%	1.37%	3.14%	3.07%	5.16%	2.13%	2.49%

Q4 FY24	CV	CE	Small CV	TW	PV	Tractor	BBG/LAP	Cards	MFI	Others	Total
Gross NPA	288	42	61	402	64	114	840	268	1,837	463	4,379
Gross NPA %	0.86%	0.37%	1.51%	7.65%	0.25%	1.27%	3.00%	2.48%	4.53%	1.80%	2.26%



Loan Related Provisions held as on June 30, 2024

- Specific provision of ₹ 4,962 crs for non-performing accounts(towards PCR)
- Floating provisions of ₹ 70 crs (towards PCR)
- Standard contingent provisions of ₹ 1,000 crs (surplus outside PCR)
- Standard asset provisions of ₹ 1,505 crs other than contingent provisions
- Provision Coverage Ratio at 71% and total loan related provisions at 106% of GNPA
- Loan related provisions of ₹ 7,537 crs are 2.2% of the loans



Key Strengths of the Bank



Diversified
Loan Book with Domain
Expertise in Livelihood
Loans



Robust
Liability Franchise



Strong
Product Groups



Profitability
amongst the Highest
in Industry



Stable
Asset Quality
with Conservative
Provisioning



Healthy
Capital Adequacy



Disproportionately
Large Distribution
Network



Executing Digital
2.0 Strategy



ESG
– Core to the Business
Philosophy



Experienced
Board and
Management Team

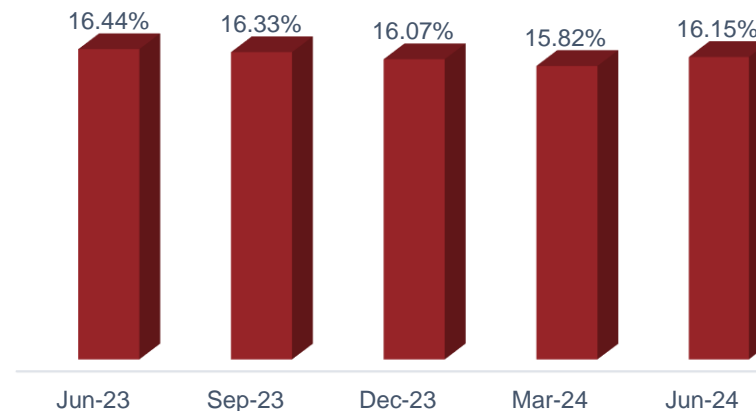


Healthy Capital Adequacy

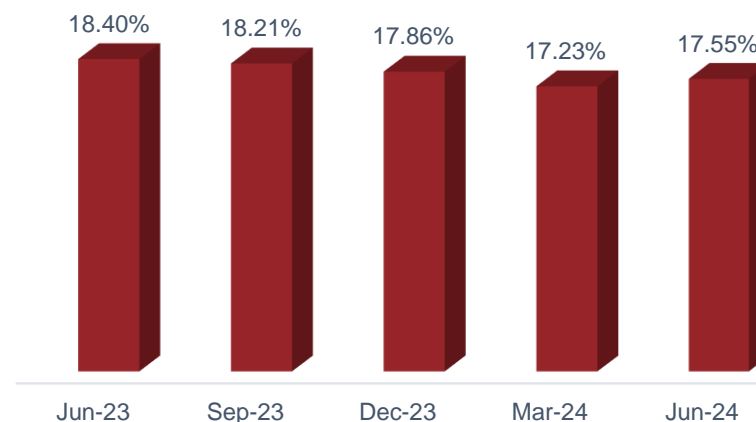
Capital Adequacy

₹In crs	30 June 24	31 Mar 24
Credit Risk, CVA and UFCE	3,36,917	3,27,803
Market Risk	3,212	7,148
Operational Risk	48,709	48,709
Total Risk Weighted Assets	3,88,838	383,660
Core Equity Tier 1 Capital Funds	62,797	60,710
Tier 2 Capital Funds	5,425	5,405
Total Capital Funds	68,222	66,115
CRAR	17.55%	17.23%
CET1 / Tier1	16.15%	15.82%
Tier 2	1.40%	1.41%

CET1 Ratio (%)

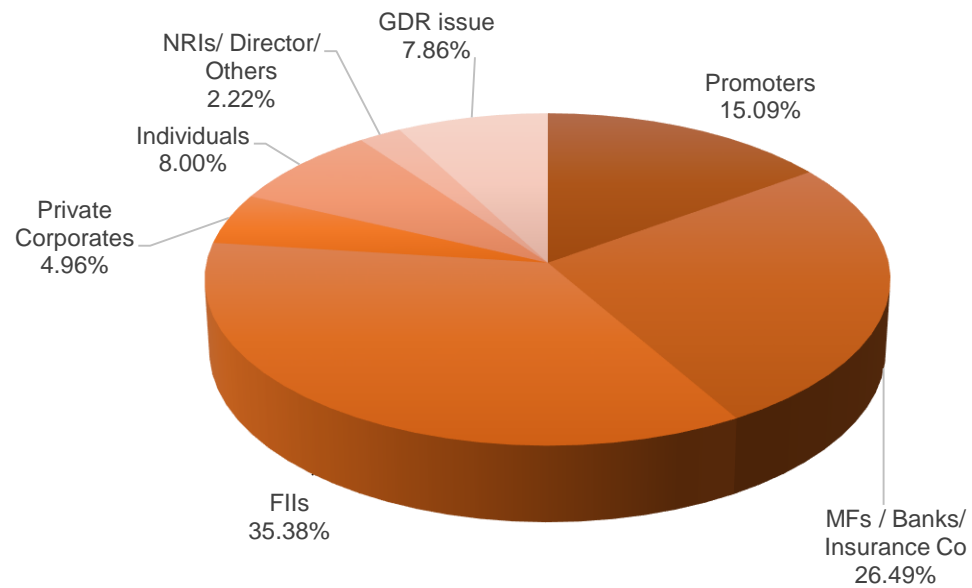


CRAR (%)



Shareholding Pattern and Credit Ratings

Diversified Shareholding



Credit Ratings

Domestic Rating:

- **CRISIL AA +** for Infrastructure Bonds program/Tier 2 Bonds
- **CRISIL AA** for Additional Tier 1 Bonds program
- **CRISIL A1+** for certificate of deposit program / short term FD programme
- **IND AA+** for Senior bonds program/Tier 2 Bonds by India Ratings and Research
- **CARE A1+** for certificate of deposit (CD) programme of IndusInd Bank Limited (IBL) by CARE Edge Ratings

International Rating:

- **Ba1** for Senior Unsecured MTN programme by Moody's Investors Service



Key Strengths of the Bank



Diversified
Loan Book with Domain
Expertise in Livelihood
Loans



Robust
Liability Franchise



Strong
Product Groups



Profitability
amongst the Highest
in Industry



Stable
Asset Quality
with Conservative
Provisioning



Healthy
Capital Adequacy



Disproportionately
Large Distribution
Network



Executing Digital
2.0 Strategy



ESG
– Core to the Business
Philosophy



Experienced
Board and
Management Team



Disproportionately Large Distribution Network with Unparalleled Rural Presence

Distribution Network with Deep Rural Presence

 **~41 mn**
Customer Base

 **~1,60,000**
Villages Covered

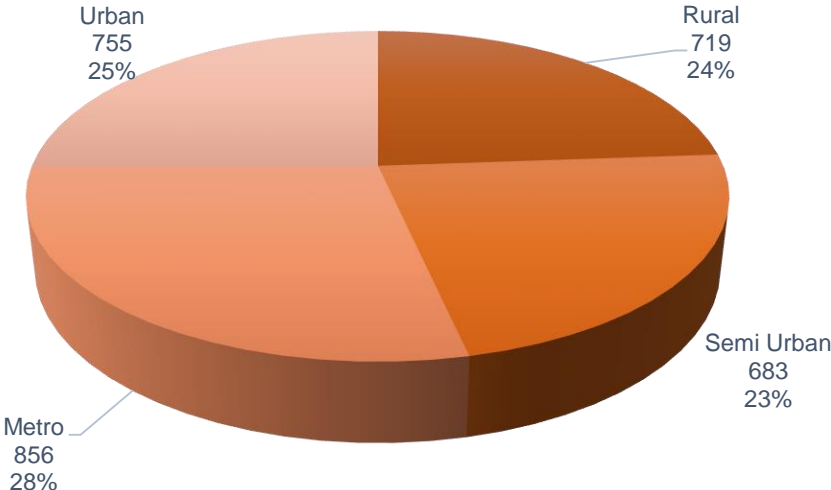
 **7,026**
Group Network

 **2,988**
ATMs

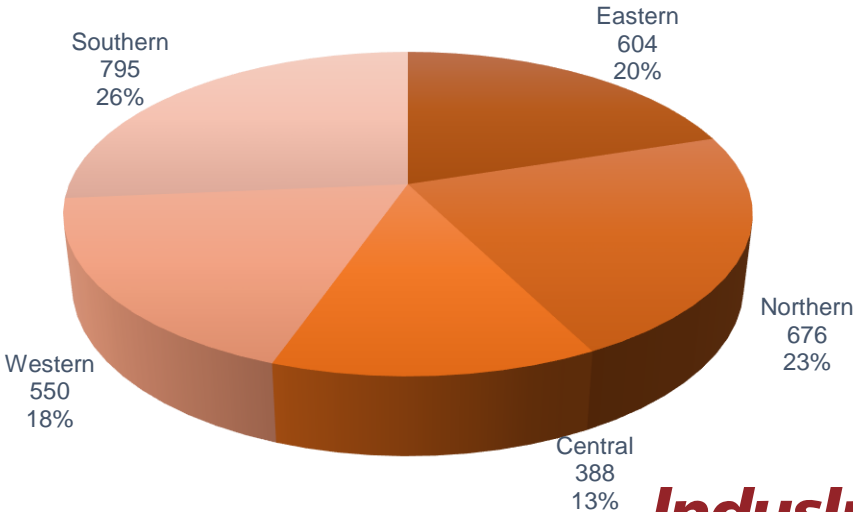
Strengthening Distribution Infrastructure

Particulars	June 30, 2023	Sep 30, 2023	Dec 31, 2023	Mar 31, 2024	June 30, 2024
Branches/Banking Outlets	2,606	2,631	2,728	2,984	3,013
BFIL Branches	3,394	3,492	3,577	3,620	3,679
Vehicle Finance Marketing Outlets (IMFS)	561	534	467	367	334
ATMs	2,875	2,903	2,939	2,956	2,988

Geographical Breakdown of Branches



Regional Breakdown of Branches



Key Strengths of the Bank



Diversified
Loan Book with Domain
Expertise in Livelihood
Loans



Robust
Liability Franchise



Strong
Product Groups



Profitability
amongst the Highest
in Industry



Stable
Asset Quality
with Conservative
Provisioning



Healthy
Capital Adequacy



Disproportionately
Large Distribution
Network



Executing Digital
2.0 Strategy



ESG
– Core to the Business
Philosophy



Experienced
Board and
Management Team



INDIE completes 1 Year: Bringing a “better way to Bank” with several industry firsts and award winning innovations

1.3 Million
Savings Accounts



9.4 Million
Downloads



4.4
Rating on
Play Store



4.6
Rating on
App Store


IndusInd Bank
INDIE

Awards & Accolades



Customer & Program Impact award at the
IBS Intelligence Digital Banking Awards 2024

VISA Business Excellence Award For
Numberless Debit Card



Finnoviti 2024 Award for Digital Banking

Impact on migrated
customers post
migration*



35%

*Liabilities per
client*



22%

*Transactions per
client*

1.1 Million
New Clients
Acquired

1.75 Lac
Existing
Clients
Migrated

**10
Million**
Transactions
per month

Includes existing clients who have migrated to INDIE

*Impact on migrated clients computed basis 3 months prior to migration vs 3 month post migration

IndusInd Bank



Digital Platforms continued to drive superior customer engagement and transformation of existing businesses

Indus Mobile

3 Mn+ Monthly Active Users

30% Increase in volume of recurring bill payments

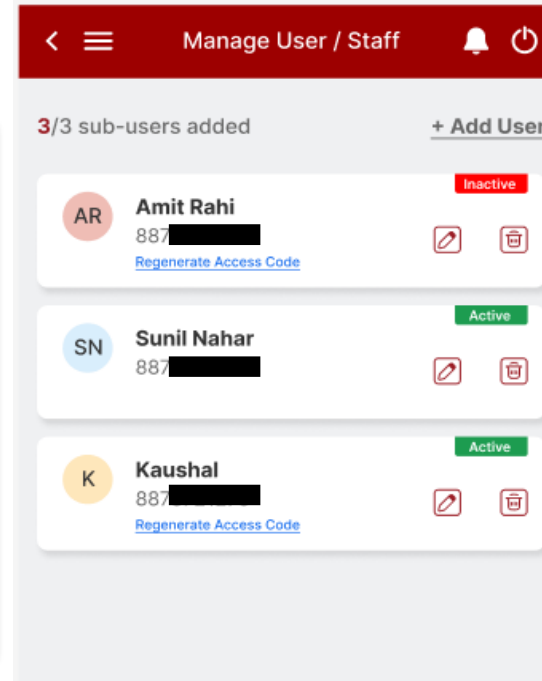
4.5 App Store Rating

4.3 Play Store Rating



Introduced new feature "Sub Users" to assist merchants to delegate payment collection and decentralize their operations

4.4 Play Store Rating



100% credit cards sourced digitally

98% personal loans sourced digitally

100% small ticket business loans sourced digitally

96% small business banking (upto 2 cr exposure) sourced digitally

Open API Stack

Real Time Decisioning Enabled

Digital KYC, digital fraud checks

Account Aggregator

Digital GST



9.2 Mn Registered Base **199%** increase in monthly conversations

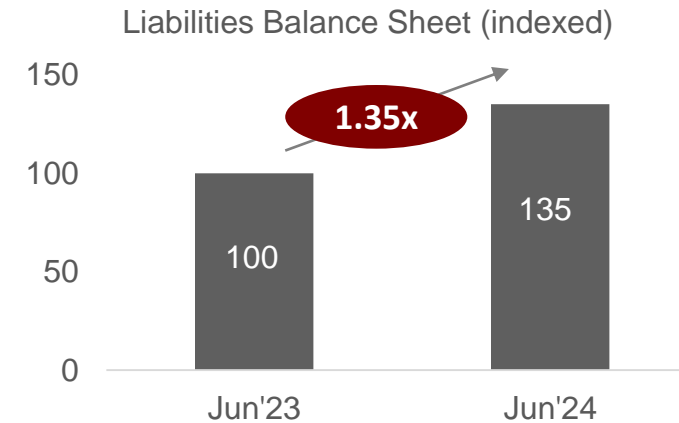
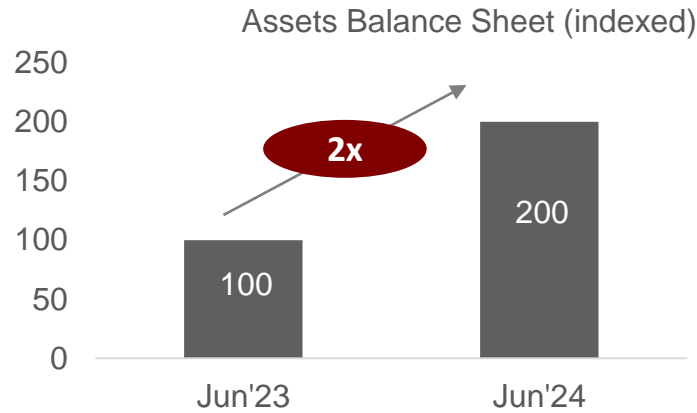
30% increase in monthly active users

IndusInd Bank

Digital Business – Unassisted Digital & Digital Partnerships led business continues to grow at a healthy rate YoY

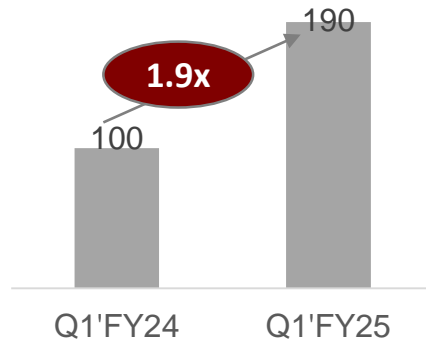
Assets grew 2X YoY, Liabilities grew 1.35X YoY
200,000 + clients acquired

Create scalable, profitable Do It Yourself / Open Banking led business models



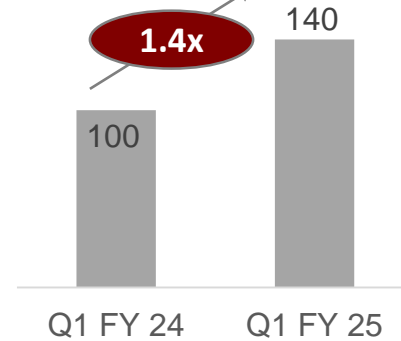
Saving Account

SA Vol (indexed)



Personal Loans

PL Vol (indexed)



Credit Cards

CC Vol (indexed)



Key Strengths of the Bank



Diversified
Loan Book with Domain
Expertise in Livelihood
Loans



Robust
Liability Franchise



Strong
Product Groups



Profitability
amongst the Highest
in Industry



Stable
Asset Quality
with Conservative
Provisioning



Healthy
Capital Adequacy



Disproportionately
Large Distribution
Network



Executing Digital
2.0 Strategy



ESG
– Core to the Business
Philosophy



Experienced
Board and
Management Team



ESG highlights for Q1 of FY25

Strengthened ESMS framework



Bank's Board approved an upgraded and **robust ESG Risk Assessment Policy** and governance framework for Corporate exposures

Enhanced our internal risk assessment to evaluate ESG risk for borrowers in select hard-to-abate sectors.


ESG ratings update



On May 24, 2024, The Morgan Stanley Capital International (MSCI) has upgraded the ESG rating of IndusInd Bank from '**BBB**' to '**A**' in the **fiscal year 2024**.

Further, bank is amongst the top ESG rated in terms of its CDP (B, FY23), S&P global (55, FY23) and Refinitiv (LSEG) (85, FY22) ratings, positioning itself as a key player.

ESG Operations update



Key highlights of **Employee Volunteering** activities in the **IndusInd water month** are as below:

- **3700+** employees participated
- **99+** offices/branches represented
- **730+** Volunteering Hours were contributed
- **137kgs** of garbage was removed from 2 ponds
- **6800+** seedling bags were created for planting around a lake

Key Strengths of the Bank



Diversified
Loan Book with Domain
Expertise in Livelihood
Loans



Robust
Liability Franchise



Strong
Product Groups



Profitability
amongst the Highest
in Industry



Stable
Asset Quality
with Conservative
Provisioning



Healthy
Capital Adequacy



Disproportionately
Large Distribution
Network



Executing Digital
2.0 Strategy



ESG
– Core to the Business
Philosophy



Experienced
Board and
Management Team



Board of Directors with Diverse Expertise

Name	Nature of Directorship	Special Knowledge /Expertise	Prior Experience
Mr. Sunil Mehta	Non-Executive,Independent, Part-time Chairman	Banking, Financial services, Insurance and Investment.	Mr. Sunil Mehta has over forty years of proven leadership experience in banking, financial services, insurance and investments with leading global and domestic financial institutions. Previously Country Head & CEO - AIG India, Corporate Bank Head- Citibank India and Senior Credit Officer covering South Asia, Non-Executive Chairman- YES Bank, Non-Executive Chairman - Punjab National Bank, Independent Director - State Bank of India. He is a Past Chairman of American Chamber of Commerce (AMCHAM India).
Dr T T Ram Mohan*	Non-Executive Independent Director	Banking, Finance, Economics and Risk Management.	Retd. Professor of Finance & Economics at IIM Ahmedabad, Previously, Divisional Manager, Tata Economic Consultancy Services, Head of Strategy, Standard Chartered Bank, India, Vice President Bear Stearns, Hong Kong, and Head of Research, Birla Marlin Securities
Mrs. Akila Krishnakumar	Non-Executive Independent Director	Information Technology, Payments & Settlement Systems, Human Resource & Business Management	Previously, President – Global Technology at SunGard – a Fortune 500 Company and a global leader in Financial Services Software.
Mr. Rajiv Agarwal	Non-Executive Independent Director	Small Scale Industry	Promoter in several small-scale ventures, primarily manufacturing concerns with 38 years of experience in 'Small Scale Industries' segment,
Mrs. Bhavna Doshi	Non-Executive Independent Director	Accountancy and Risk Management.	Previously, Sr Advisor at KPMG India, Served on various Committees of Institute of Chartered Accountants of India (ICAI), Chaired Accounting Standards Board and served on the Compliance Panel of IFAC.
Mr. Jayant Deshmukh	Non-Executive Independent Director	Agriculture and Rural Economy and Cooperation.	Previously, Director of Agriculture, Maharashtra State, Held many important positions in the Department of Agri, Maharashtra
Mr. Pradeep Udhas	Non-Executive Independent Director	Finance, Information Technology and Business Management.	Currently senior advisor to KPMG India Chairman and CEO. Previously, Senior Partner at KPMG India, which he co-founded 27 years ago. Held various senior positions including Global roles in KPMG
Mr. Lingam Venkata Prabhakar	Non-Executive Independent Director	Banking, Accountancy, Finance, and Agriculture & Rural Economy	Previously, MD and Chief Executive Officer for Canara Bank, Executive Director for PNB Bank.
Mr. Rakesh Bhatia	Non-Executive Independent Director	Finance and Economics, Information Technology, Risk Management, and Business Management	Mr. Rakesh Bhatia has worked in Banking and Financial Services for around 37 years. Mr. Bhatia have over three decades of experience as a Banker having worked in different parts of the world.
Mr. Sudip Basu**	Non-Executive and Non-Independent Director	Banking, Risk Management, Business	Mr. Sudip Basu has over 25 years of experience in various positions in Banking and Financial Services. He currently serves as the President, Group Risk at Hinduja Group Ltd, since 2019. Prior to that, He worked at Citibank from 1997-2019 at various key positions, extensively handling Risk Management and retired as Managing Director, Citibank NA, Mumbai
Mr. Sumant Kathpalia	Managing Director & CEO	Banking and Accountancy, Risk Management and Business Management	Career banker with years of rich experience in large multi-national banks such as Citibank, Bank of America and ABN AMRO.
Mr. Arun Khurana	Whole-time Director	Banking, Economics, Finance, Risk Management and Business Management	Joined the Bank in November 2011 and is Deputy CEO of the Bank since April 1, 2020 and is also the overall head of Global Markets Group (GMG), Transaction Banking Group (TBG), Investment Banking, Financial Institutions & Public Sector, Financial Restructuring & Reconstruction Group (FRRG), etc.

*Dr. T. T. Ram Mohan ceased to be the Non-Executive Independent Director of the Bank, with effect from the close of business hours on May 11, 2024, upon completion of his tenure. ** Mr. Sudip Basu appointed with effect from 30th May, 2024.

Experienced and Well-knit Management Team

Name	Designation	Exp (Yrs)	Prior Experience
Mr. Sumant Kathpalia	Managing Director & CEO	36+	Career banker with years of rich experience in large multi-national banks such as Citibank, Bank of America and ABN AMRO
Mr. Arun Khurana	Executive Director & Deputy CEO	32+	Regional Head Corporate Solutions Asia-Pacific Markets of RBS Singapore
Mr. Sanjeev Anand	Head - Corporate, Commercial, Rural & Inclusive Banking	31+	Head – Commercial Banking, ABN AMRO Bank (India)
Mr. Zubin Mody	Chief Human Resources Officer	31+	Head – HR, ICICI Lombard General Insurance Company Limited, was at a senior position at ICIC Bank, Heinz India Pvt. Ltd and Marico Industries.
Mr. Gobind Jain	Chief Financial Officer	28+	Joint President Group Account & MIS, Kotak Mahindra Bank; held prior positions at ICICI Bank, Bank of America, Bank Internasional Indonesia and RBI
Mr. Rana Vikram Anand	Head - Pan Bank Liability Group, Customer Service & Synergy	35+	CEO at Cointribe (leading fintech), Various leadership positions at ABN AMRO Bank NV, ANZ & RBL
Mr. Soumitra Sen	Head - Consumer Banking & Marketing	34+	Leadership positions at ABN AMRO Bank NV, RBS, Deutsche Bank AG & Nestle
Mr. Samir Dewan	Head - Affluent Banking & International Business	30+	COO - Private Banking, Asia at RBC (Royal Bank of Canada), leadership positions with Bank of America, ANZ, and ABN AMRO.
Mr. Anil M. Rao	Chief Administrative Officer	30+	Various positions at ABN AMRO Bank, RBS and Bank of America
Mr. Anish Behl	Head – Wealth & Para Banking	32+	Executive Director, Bancassurance - Asia at ABN AMRO Bank NV
Mr. Siddharth Banerjee	Head - Global Markets & FIG	25+	Various position at HSBC, Deutsche Bank, HDFC Bank, ABN AMRO NV, and ANZ Bank
Mr. Jyoti Prasad Ratho	Head - Inspection & Audit	33+	Was associated with YES Bank as Senior Group President & Country Head – Internal Audit. Managed multiple roles in area of Audit & Governance, Risk and Controls.
Mr. Vivek Bajpeyi	Chief Risk Officer	35+	Has recently moved in the role of CRO with IndusInd Bank, prior he was associated with RBL Bank, ANZ Grindlays, Deutsche Bank, Bank of America and Nomura India.
Mr. Shiv Kumar Bhasin	Chief Transformation Officer	28+	Has recently moved in the role of Chief Transformation officer with IndusInd Bank. Prior he was associated at various positions, with SBI, Barclays Corporate, Fidelity investments & NSE.
Ms. Charu Sachdeva Mathur	Head- Digital Banking & Strategy (Existing Business)	18+	Consultant - Financial services and telecom advisory at Boston Consultancy Group (BCG)
Mr. A. G. Sriram	Head – Consumer Finance	30+	Multiple roles across Credit, Operations and Sales including leading Construction and Commercial Vehicle Segment.
Mr. Niraj Piyush Shah	Head - Global Corporates & Institutional Banking	30+	Has joined us in 2021, prior he was associated with ANZ Banking Group, India, ABN Amro, Standard Chartered Bank and Tata Group.
Mr. Indrajit Yadav	Head - Investor Relations and Strategy	16+	Has been with IndusInd Bank since 2013, prior to 2013 he was associated with Nomura India and with Cognizant.



Awards & Accolades



Great Place To Work



IndusInd Bank was recognized as a **Great Place To Work** for March 2024 to March 2025



Other awards



IBSi Digital Banking Awards 2024

IndusInd Bank has been recognized for “Customer & Program Impact” at Annual IBSi Digital Banking Awards. This recognition focuses on the bank’s success in enhancing customer interactions through innovative technologies and strategies.



Infosys Finacle Innovation Awards 2024

IBL has won the honors that recognize our commitment to establishing a world-class technology architecture, aspiration to deliver outstanding technology-led solutions, and digital innovation charter. Our Bank’s initiatives were determined as a winner under the category of “Maximizing Customer Engagement”.



Banking Frontiers Finnoviti Awards 2024

IndusInd Bank won an award at Finnoviti 2024 for INDIE digital Bank, highlighting its excellence in financial innovation. This accolade cements the bank’s reputation as a leader in pioneering cutting-edge solutions.



Digital Customer Experience (Digital CX) Awards 2024

IndusInd Bank was bestowed with the Best Use of Technology for Customer Experience in Wholesale/Transaction Banking – Overall in the Digital Customer Experience (Digital CX) Awards 2024



Disclaimer

This presentation has been prepared by IndusInd Bank Limited (the "Bank") solely for information purposes, without regard to any specific objectives, financial situations or informational needs of any particular person. All information contained has been prepared solely by the Bank. No information contained herein has been independently verified by anyone else. This presentation may not be copied, distributed, redistributed or disseminated, directly or indirectly, in any manner.

This presentation does not constitute an offer or invitation, directly or indirectly, to purchase or subscribe for any securities of the Bank by any person in any jurisdiction, including India and the United States. No part of it should form the basis of or be relied upon in connection with any investment decision or any contract or commitment to purchase or subscribe for any securities. Any person placing reliance on the information contained in this presentation or any other communication by the Bank does so at his or her own risk and the Bank shall not be liable for any loss or damage caused pursuant to any act or omission based on or in reliance upon the information contained herein.

No representation or warranty, express or implied, is made as to, and no reliance should be placed on, the fairness, accuracy, completeness or correctness of the information or opinions contained in this presentation. Such information and opinions are in all events not current after the date of this presentation. Further, past performance is not necessarily indicative of future results.

This presentation is not a complete description of the Bank. This presentation may contain statements that constitute forward-looking statements. All forward looking statements are subject to risks, uncertainties and assumptions that could cause actual results to differ materially from those contemplated by the relevant forward-looking statement. Important factors that could cause actual results to differ materially include, among others, future changes or developments in the Bank's business, its competitive environment and political, economic, legal and social conditions. Given these risks, uncertainties and other factors, viewers of this presentation are cautioned not to place undue reliance on these forward-looking statements. The Bank disclaims any obligation to update these forward-looking statements to reflect future events or developments.

Except as otherwise noted, all of the information contained herein is indicative and is based on management information, current plans and estimates in the form as it has been disclosed in this presentation. Any opinion, estimate or projection herein constitutes a judgment as of the date of this presentation and there can be no assurance that future results or events will be consistent with any such opinion, estimate or projection. The Bank may alter, modify or otherwise change in any manner the content of this presentation, without obligation to notify any person of such change or changes. The accuracy of this presentation is not guaranteed, it may be incomplete or condensed and it may not contain all material information concerning the Bank.

This presentation is not intended to be an offer document or a prospectus under the Companies Act, 2013 and Rules made thereafter, as amended, the Securities and Exchange Board of India (Issue of Capital and Disclosure Requirements) Regulations, 2009, as amended or any other applicable law.

Figures for the previous period / year have been regrouped wherever necessary to conform to the current period's / year's presentation. Total in some columns / rows may not agree due to rounding off.

Note: All financial numbers in the presentation are from Audited Financials or Limited Reviewed financials or based on Management estimates.

